

The chart below displays the number of districts and students able to access these online resources. Smaller districts remain the greatest connection challenges.

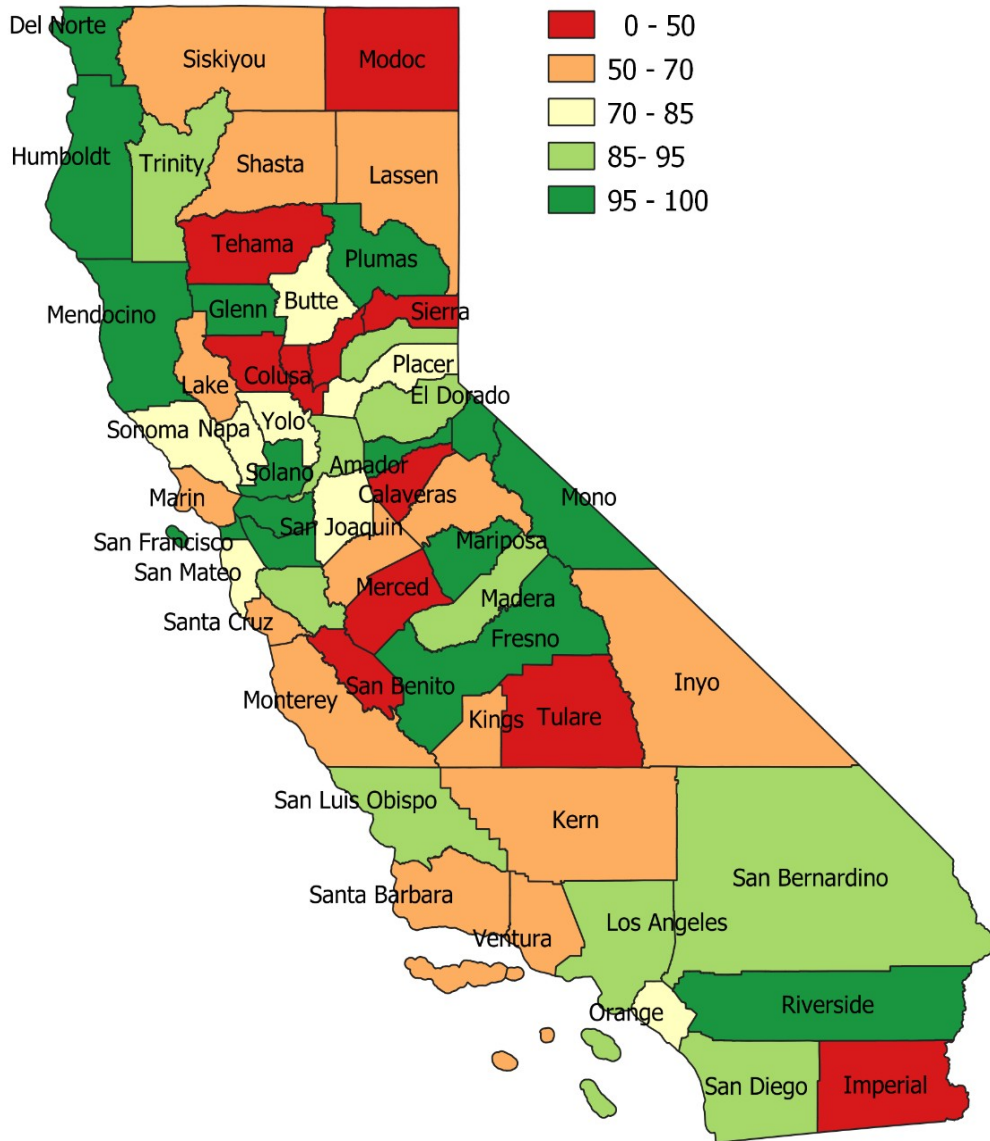
Percent of Students Connected	Students Still to be Connected	Number of Counties	Percentage of Counties	Cumulative Count of Counties	Cumulative Percent of Counties
97.5 to 100	9,136	24	41.4%	24	100.0%
95 to 97.5	27,725	4	6.9%	28	58.6%
85 to 95	193,661	15	25.9%	42	51.7%
65 to 85	79,571	5	8.6%	47	25.8%
50 to 65	54,306	5	8.6%	53	17.2%
0 to 50	19,863	5	8.6%	58	8.6%

Having a large number of districts does not necessarily mean that a large number of students are served. For example, one school district in a rural county could account for 90 percent of all students.

Figure 5 on the next page shows the percentage of districts within each county that are connected to these resources as of June 30, 2021.



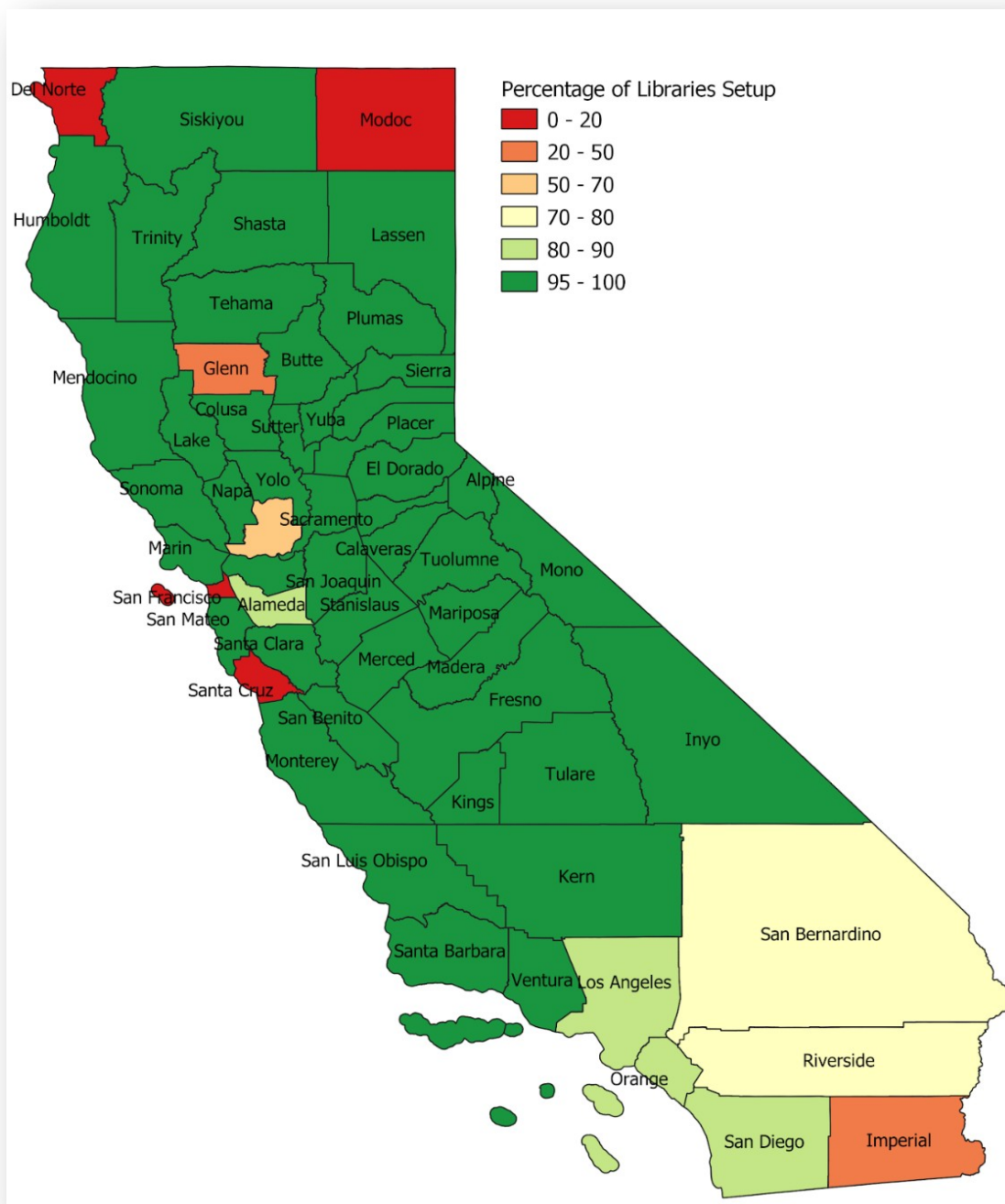
Figure 5: Percentage of Districts By County That Are Connected





Connecting All Public Libraries:

Of the 185 library jurisdictions in the state – 1,130 individual branches -- 87 percent (as of June 30, 2021) have completed the setup forms so that their patrons can connect to online educational resources. This represents 92 percent of the state population of which 23 million have library cards. See Figure 6 below.

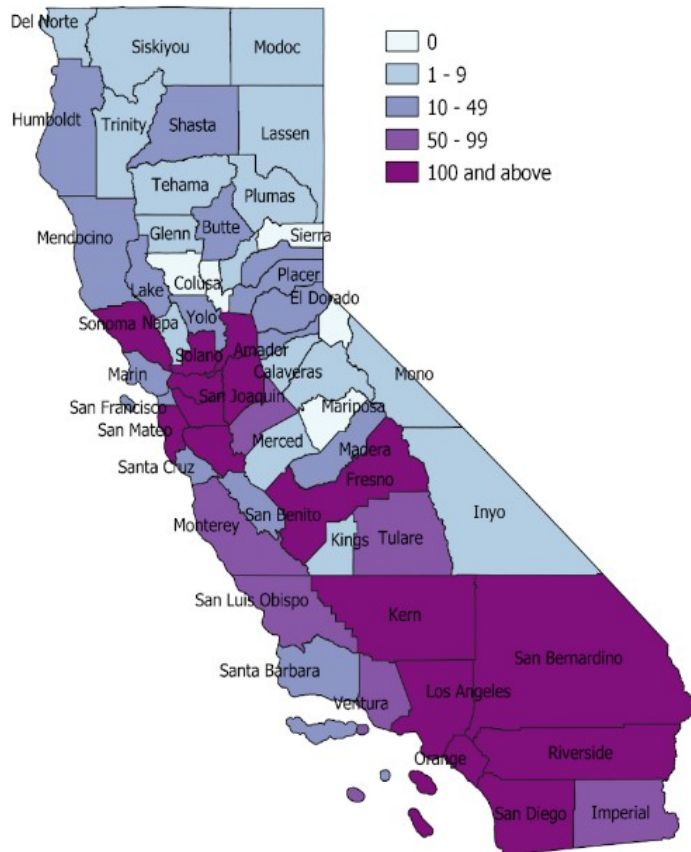


Conferences, Trainings and Orientations:

Between July 1, 2020 and June 30, 2021 the State Library coordinated online trainings with 5,114 attendees, from at least 53 different counties. [See the catalog listing of all recent trainings.](#)

More than 3,900 California school and library staff were trained from January 1 to June 30, 2021. The bulk of the participants – 19.3 percent -- were from the Los Angeles County area.

Figure 7: Trainings through June 30, 2021.



County offices of education throughout the state have participated in this effort to host and disseminate information about trainings as well as the California School Library



Association, which offered eight sessions at its annual conference to promote and provide attendees learning opportunities about the resources in this project.

Assistance from the school librarians association and county offices of education has proven particularly helpful, especially in reaching smaller, rural districts who often rely on county offices of education and professional associations to provide logistical and technical support.

Nonetheless, during the current fiscal year, Alpine, Colusa, Mariposa, Sierra, and Sutter counties have not attended webinars.

Looking Forward:

For the 2021-2022 fiscal year, the State Library will connect more districts and county offices of education; conduct more trainings; schedule trainings for the 2021-2022 fiscal year; and support summer reading programs in public libraries.

The focus will be on using the county-by-county data in this report to continue expanding equal access and meaningful use of these resources for all California students.

Appendix:

Examine in the online Appendix updated spreadsheets, tables, and details on usage, training, and integration of these educational resources statewide.

Note: All statistics are based on the COUNTER 5 international database standards.