



# Demographics in the California Legislature

November 2016 Election Update

Updated 12/15/16 at 11:00 am



## Highlights: November 2016 California Legislative Election Results

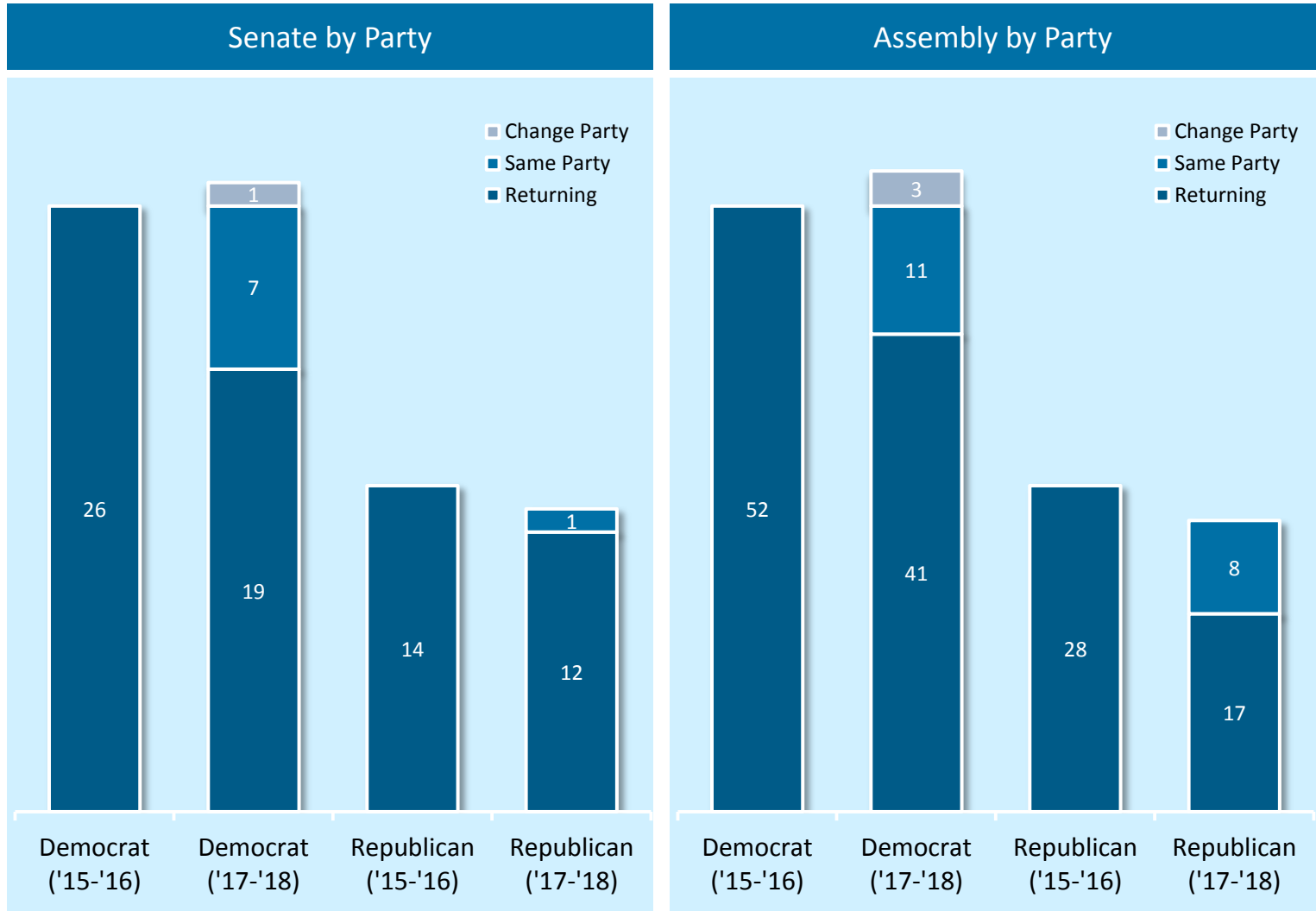
### Legislature Demographics

- Preliminary results of the Nov. 8, 2016, election indicate that 89 members of the Legislature will return to their seats:
  - 58 Assemblymembers were reelected (92% reelection rate); 11 Senators were reelected (100% reelection rate)
    - 5 incumbent Assemblymembers were defeated, including 2 same party races (both Democratic)
  - 20 Senators were not up for election and their terms end in 2018
- In 26 races (9 Senate, 17 Assembly), there was no incumbent
- The Senate will have a one seat increase for Democrats, 27 Democrats and 13 Republicans
  - (Note: This is a shift from previous versions of this report since Josh Newman (D) has now won SD29.)
- The Assembly will have a three seat increase for Democrats, 55 Democrats and 25 Republicans
- The election brings in an increase in racial/ethnic diversity, making the Assembly majority-minority (54%)
  - Increases were among Asian-Pacific Islander (API; from 12 to 13) and Latino members (from 23 to 27)
  - 10 of 10 African Americans members are Democrats
  - 9 of 13 API members are Democrats
  - 25 of 27 Latino members are Democrats
  - In addition, Todd Gloria (AD-78, D) and Tony Thurmond (AD-15, D) are multi-racial
- Of the 31 new members, 20 are the same race as their predecessor and 12 are the same gender
  - 10 of the 11 districts with a change in the race of the member were minorities and 6 of those 10 were replacing white members; 4 replaced a different minority group
    - 3 seats previously represented by API members are now represented by 2 Latina members (AD-37, Limón replaced Williams; AD-65, Quirk-Silva replaced Kim) and 1 white member (SD-25, Portantino replaced Liu); 1 Latina member replaced an African American (AD-47, Reyes replaced Brown) member; 1 API member replaced a Latina member (AD-27, Kalra replaced Campos)
- The results of the recent election reduced the number of women legislators by 5 (6 if including Rep. Mimi Walters. See [readme file](#)). The current number of women legislators, 26, is the lowest it has been since 1991-1992
  - Drops occurred among white (33% decrease), African American (25% decrease) and API women (75% decrease). Latinas doubled (5 to 10).
  - 10 of 10 newly elected women and 20 of 26 overall are Democrats
  - 17 women are in the Assembly (21%) and 9 in the Senate (22%)



# One seat changed parties in the Senate, while three seats changed from Republican to Democrat in the Assembly

## Legislature Demographics

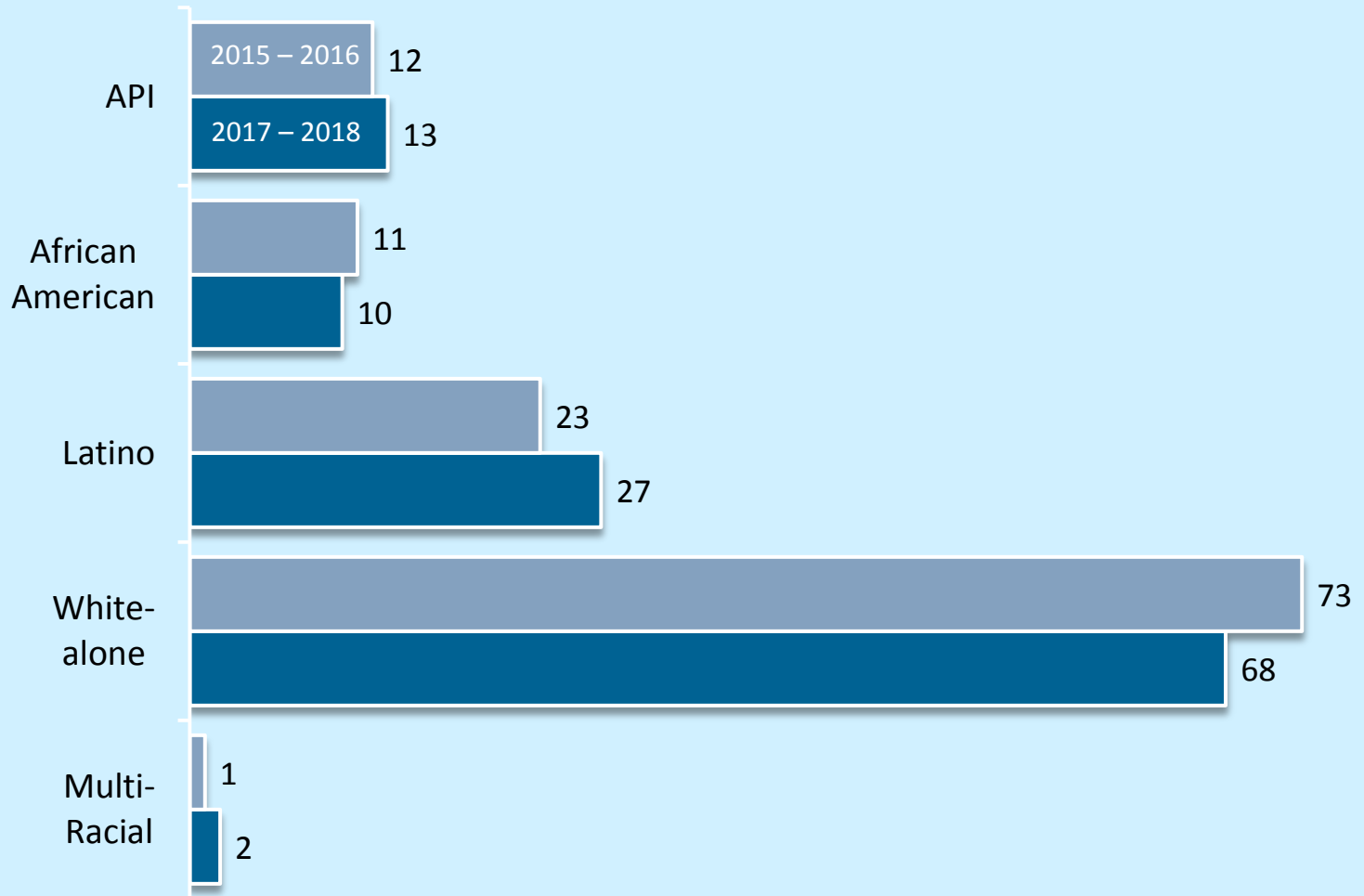


A copy of this dataset is available at: [www.library.ca.gov/crb/16/LegDemographicsNov16.xls](http://www.library.ca.gov/crb/16/LegDemographicsNov16.xls)



The number of API, African American, Latino and Multi-Racial legislators increased from 47 to 52 in the 2016 elections

## Legislature Demographics

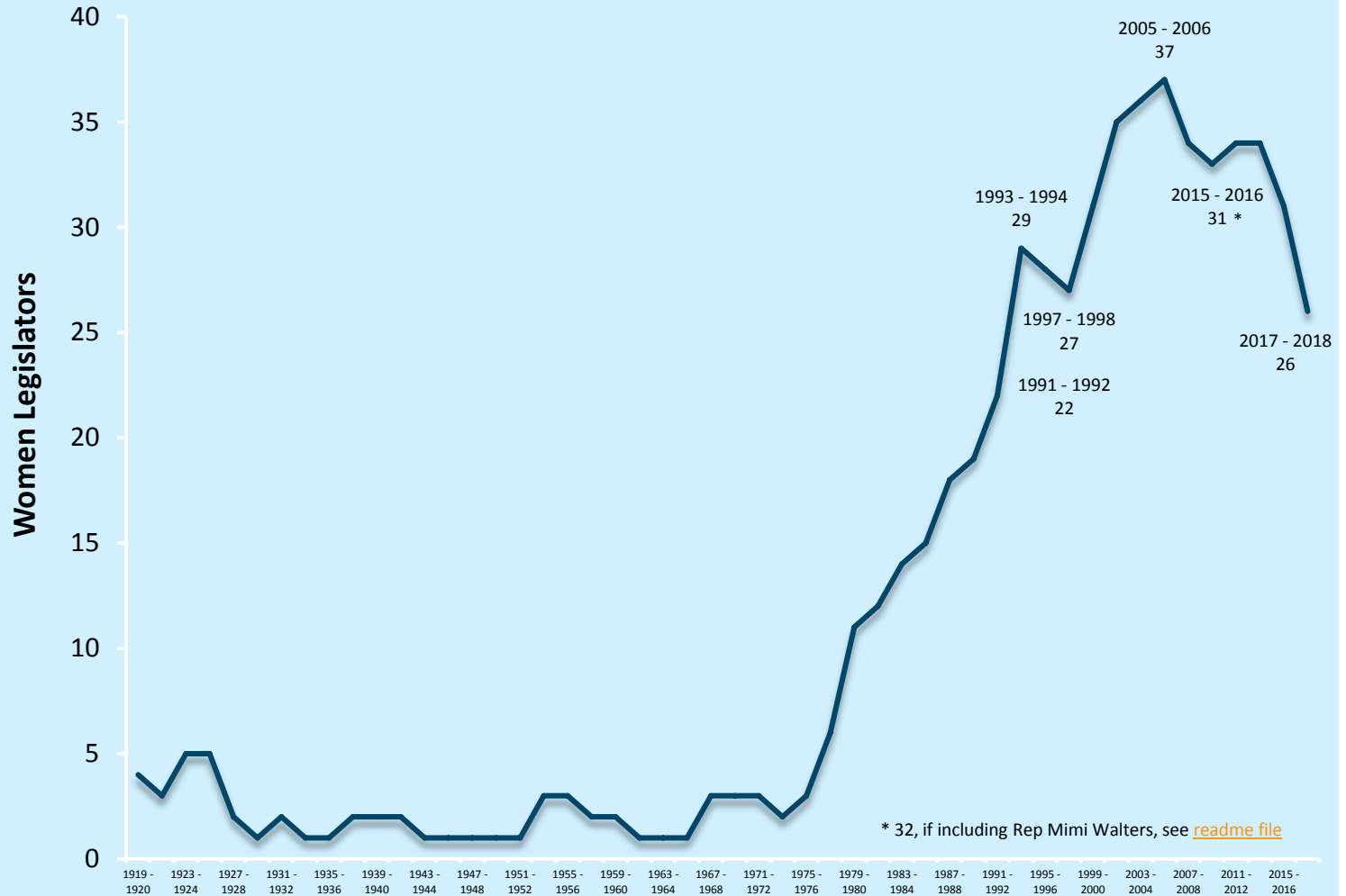


A copy of this dataset is available at: [www.library.ca.gov/crb/16/LegDemographicsNov16.xls](http://www.library.ca.gov/crb/16/LegDemographicsNov16.xls)



## 26 women legislators is the fewest since 1991-1992

### Legislature Demographics

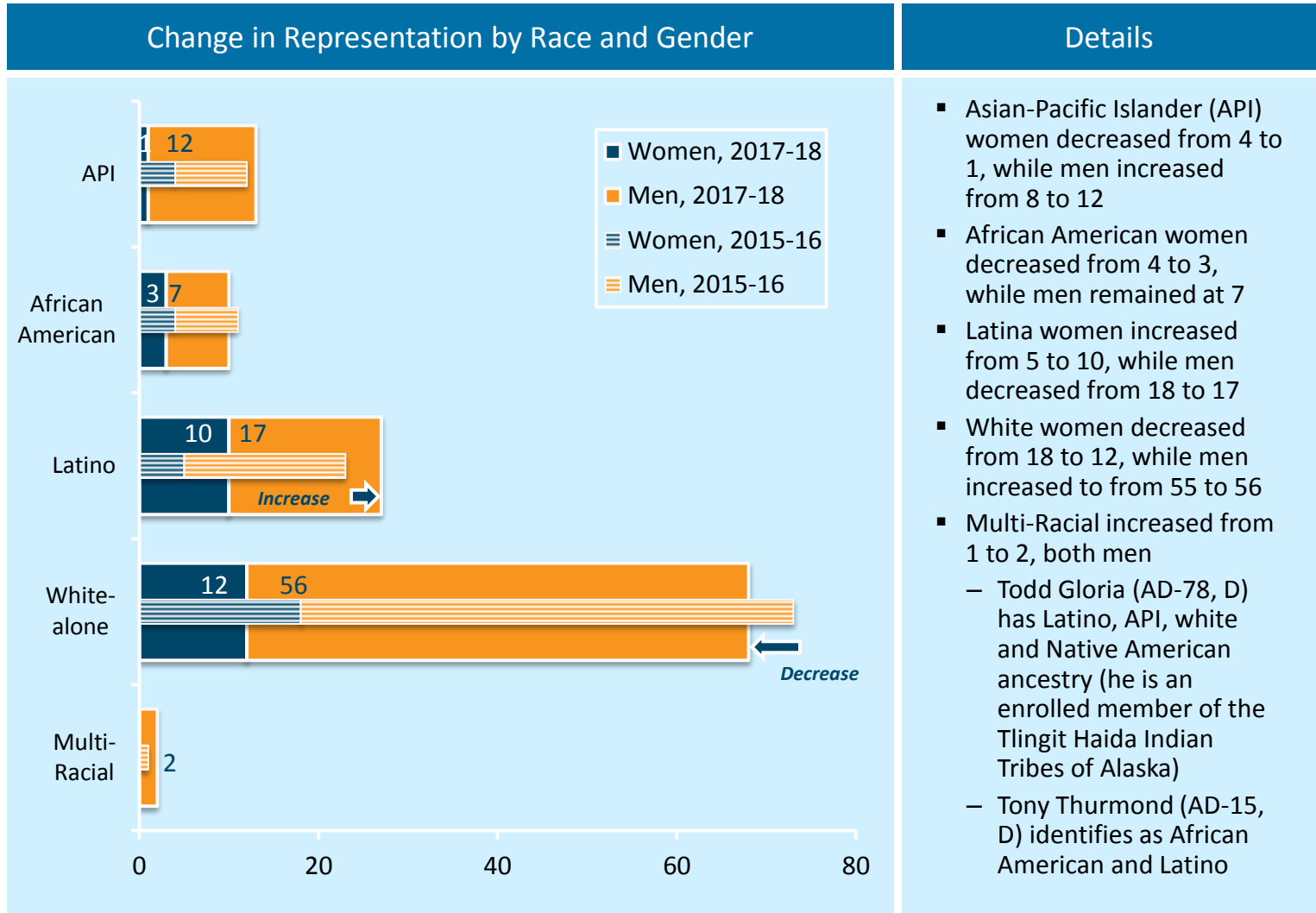


A copy of this dataset is available at: [www.library.ca.gov/ctb/16/LegDemographicsNov16.xls](http://www.library.ca.gov/ctb/16/LegDemographicsNov16.xls)



# Gains were concentrated among Latina women and API men, with declines among white women and API women

## Legislature Demographics



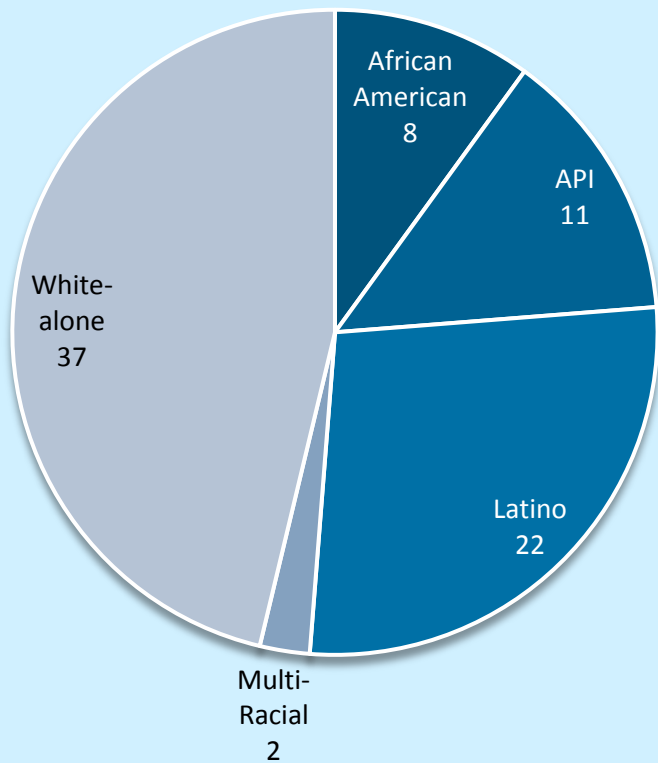
A copy of this dataset is available at: [www.library.ca.gov/ctb/16/LegDemographicsNov16.xls](http://www.library.ca.gov/ctb/16/LegDemographicsNov16.xls)



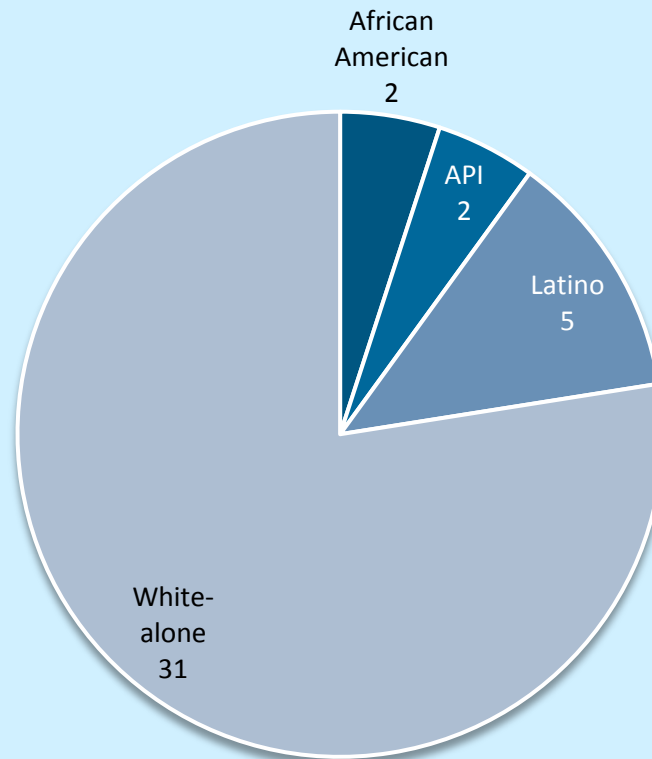
The Assembly is majority-minority (54%), while the Senate is 78% white

Legislature Demographics

Assembly Distribution



Senate Distribution



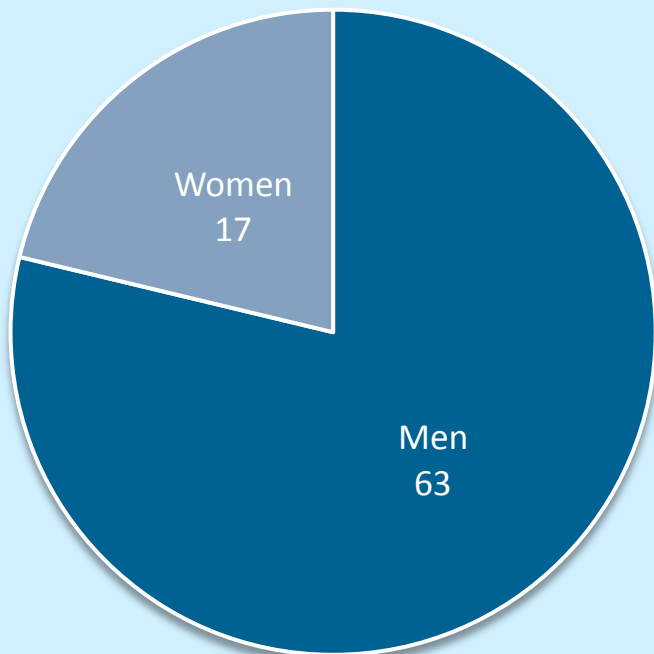
A copy of this dataset is available at: [www.library.ca.gov/crb/16/LegDemographicsNov16.xls](http://www.library.ca.gov/crb/16/LegDemographicsNov16.xls)



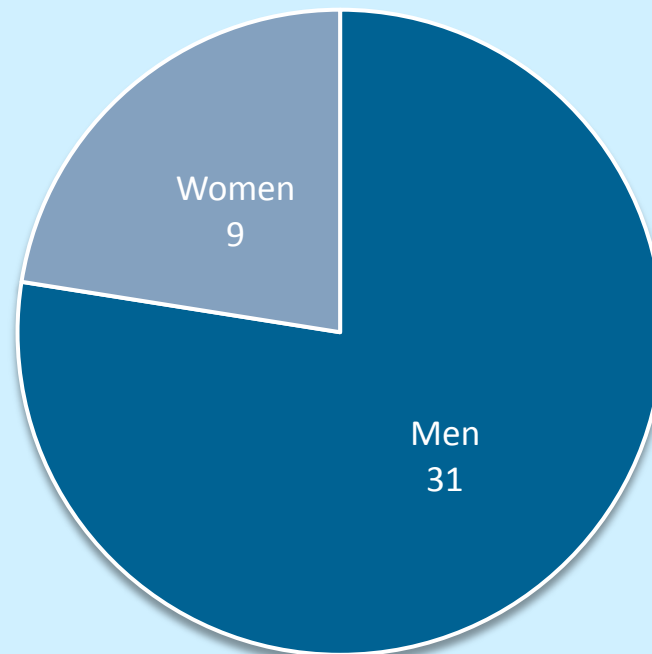
Both the Assembly (79%) and Senate (78%) are predominantly male

Legislature Demographics

Assembly Distribution



Senate Distribution



A copy of this dataset is available at: [www.library.ca.gov/crb/16/LegDemographicsNov16.xls](http://www.library.ca.gov/crb/16/LegDemographicsNov16.xls)





# Most new minority legislators and all new women legislators are Democrats

## Legislature Demographics

### Newly Elected Minority Legislators

House	Dist.	Name	Race	Party
Senate	35	Steven Bradford	AA	D
Assembly	4	Cecilia Aguiar-Curry	Latina	D
Assembly	27	Ash Kalra	API	D
Assembly	30	Anna Caballero	Latina	D
Assembly	34	Vince Fong	API	R
Assembly	37	Monique Limón	Latina	D
Assembly	38	Dante Acosta	Latino	R
Assembly	39	Raul Bocanegra	Latino	D
Assembly	47	Eloise Reyes	Latina	D
Assembly	48	Blanca Rubio	Latina	D
Assembly	55	Phillip Chen	API	R
Assembly	60	Sabrina Cervantes	Latina	D
Assembly	65	Sharon Quirk-Silva	Latina	D
Assembly	66	Al Muratsuchi	API	D
Assembly	68	Steven Choi	API	R
Assembly	78	Todd Gloria	Multi	D

### Newly Elected Women Legislators

House	Dist.	Name	Race	Party
Senate	9	Nancy Skinner	White	D
Senate	39	Toni Atkins	White	D
Assembly	4	Cecilia Aguiar-Curry	Latina	D
Assembly	30	Anna Caballero	Latina	D
Assembly	37	Monique Limón	Latina	D
Assembly	43	Laura Friedman	White	D
Assembly	47	Eloise Reyes	Latina	D
Assembly	48	Blanca Rubio	Latina	D
Assembly	60	Sabrina Cervantes	Latina	D
Assembly	65	Sharon Quirk-Silva	Latina	D

For the purposes of this report “newly elected” means the new member did not hold this seat in the previous term. They may have held the seat in the past or have held a seat in the other house.

A copy of this dataset is available at: [www.library.ca.gov/ctb/16/LegDemographicsNov16.xls](http://www.library.ca.gov/ctb/16/LegDemographicsNov16.xls)



## Background

- The California Research Bureau is releasing an overview of the ethnic/racial and gender makeup of the 2017-2018 session of the California State Legislature. CRB is publishing this data now because we regularly receive requests for this data from members of the legislature.
- The Research Bureau used data that was compiled by the National Conference of State Legislatures as well as other sources, including publicly available data, such as biographies, campaign literature and membership in caucuses. Please contact us if you believe there is an error.
- This report was substantially updated on 12/5/16 to reflect Josh Newman's (SD-29, D) projected win
  - An earlier version of this report incorrectly identified Asm. Tony Thurmond as African American instead of Multi-Racial and contained a typo related to Asm. Steven Choi's party and a typo in the heading of page 4. The chart on page 5 was also updated to better account for special elections.
- See [readme file](#) for additional information on how to interpret data.
- Please direct any questions or corrections to:

Devin Lavelle, Senior Researcher  
California Research Bureau | California State Library  
[devin.lavelle@library.ca.gov](mailto:devin.lavelle@library.ca.gov) | 916-653-5562



## Appendix

### Legislature Demographics

- Appendix 1: Senate Member Data
- Appendix 2: Assembly Member Data
- Accompanying Data: [www.library.ca.gov/crb/16/LegDemographicsNov16.xls](http://www.library.ca.gov/crb/16/LegDemographicsNov16.xls)
- Readme File (please use this!): [www.library.ca.gov/crb/16/LegDemographicsNov16.txt](http://www.library.ca.gov/crb/16/LegDemographicsNov16.txt)



# Appendix 1: Senate Member Data

A copy of this dataset is available at: [www.library.ca.gov/crb/16/LegDemographicsNov16.xls](http://www.library.ca.gov/crb/16/LegDemographicsNov16.xls)

Legislature Demographics

SD	Name	Race	Gender	SD	Name	Race	Gender
1	Ted Gaines	White	Male	21	Scott Wilk	White	Male
2	Mike McGuire	White	Male	22	Ed Hernandez	Latino	Male
3	Bill Dodd	White	Male	23	Mike Morrell	White	Male
4	Jim Nielsen	White	Male	24	Kevin de Leon	Latino	Male
5	Cathleen Galgiani	White	Female	25	Anthony Portantino	White	Male
6	Richard Pan	API	Male	26	Ben Allen	White	Male
7	Steven Glazer	White	Male	27	Henry Stern	White	Male
8	Tom Berryhill	White	Male	28	Jeff Stone	White	Male
9	Nancy Skinner	White	Female	29	Josh Newman	White	Male
10	Bob Wieckowski	White	Male	30	Holly Mitchell	AA	Female
11	Scott Wiener	White	Male	31	Richard Roth	White	Male
12	Anthony Cannella	White	Male	32	Tony Mendoza	Latino	Male
13	Jerry Hill	White	Male	33	Ricardo Lara	Latino	Male
14	Andy Vidak	White	Male	34	Janet Nguyen	API	Female
15	Jim Beall	White	Male	35	Steven Bradford	AA	Male
16	Jean Fuller	White	Female	36	Patricia Bates	White	Female
17	William Monning	White	Male	37	John Moorlach	White	Male
18	Robert Hertzberg	White	Male	38	Joel Anderson	White	Male
19	Hannah-Beth Jackson	White	Female	39	Toni Atkins	White	Female
20	Connie Leyva	White	Female	40	Ben Hueso	Latino	Male



## Appendix 2: Assembly Member Data (1 of 2)

A copy of this dataset is available at: [www.library.ca.gov/crb/16/LegDemographicsNov16.xls](http://www.library.ca.gov/crb/16/LegDemographicsNov16.xls)

### Legislature Demographics

AD	Name	Race	Gender	AD	Name	Race	Gender
1	Brian Dahle	White	Male	21	Adam Gray	White	Male
2	Jim Wood	White	Male	22	Kevin Mullin	White	Male
3	James Gallagher	White	Male	23	Jim Patterson	White	Male
4	Cecilia Aguiar-Curry	Latina	Female	24	Marc Berman	White	Male
5	Frank Bigelow	White	Male	25	Kansen Chu	API	Male
6	Kevin Kiley	White	Male	26	Devon Mathis	White	Male
7	Kevin McCarty	AA	Male	27	Ash Kalra	API	Male
8	Ken Cooley	White	Male	28	Evan Low	API	Male
9	Jim Cooper	AA	Male	29	Mark Stone	White	Male
10	Marc Levine	White	Male	30	Anna Caballero	Latina	Female
11	Jim Frazier	White	Male	31	Joaquin Arambula	Latino	Male
12	Heath Flora	White	Male	32	Rudy Salas	Latino	Male
13	Susan Eggman	Latina	Female	33	Jay Obernolte	White	Male
14	Tim Grayson	White	Male	34	Vince Fong	API	Male
15	Tony Thurmond	Multi	Male	35	Jordan Cunningham	White	Male
16	Catharine Baker	White	Female	36	Tom Lackey	White	Male
17	David Chiu	API	Male	37	Monique Limón	Latina	Female
18	Rob Bonta	API	Male	38	Dante Acosta	Latino	Male
19	Philip Ting	API	Male	39	Raul Bocanegra	Latino	Male
20	Bill Quirk	White	Male	40	Marc Steinorth	White	Male



## Appendix 2: Assembly Member Data (2 of 2)

### Legislature Demographics

AD	Name	Race	Gender	AD	Name	Race	Gender
41	Chris Holden	AA	Male	61	Jose Medina	Latino	Male
42	Chad Mayes	White	Male	62	Autumn Burke	AA	Female
43	Laura Friedman	White	Female	63	Anthony Rendon	Latino	Male
44	Jacqui Irwin	White	Female	64	Mike Gipson	AA	Male
45	Matthew Dababneh	White	Male	65	Sharon Quirk-Silva	Latina	Female
46	Adrin Nazarian	White	Male	66	Al Muratsuchi	API	Male
47	Eloise Reyes	Latina	Female	67	Melissa Melendez	White	Female
48	Blanca Rubio	Latina	Female	68	Steven Choi	API	Male
49	Ed Chau	API	Male	69	Tom Daly	White	Male
50	Richard Bloom	White	Male	70	Patrick O'Donnell	White	Male
51	Jimmy Gomez	Latino	Male	71	Randy Voepel	White	Male
52	Freddie Rodriguez	Latino	Male	72	Travis Allen	White	Male
53	Miguel Santiago	Latino	Male	73	William Brough	White	Male
54	Sebastian Ridley-Thomas	AA	Male	74	Matthew Harper	White	Male
55	Phillip Chen	API	Male	75	Marie Waldron	White	Female
56	Eduardo Garcia	Latino	Male	76	Rocky Chávez	Latino	Male
57	Ian Calderon	Latino	Male	77	Brian Maienschein	White	Male
58	Cristina Garcia	Latina	Female	78	Todd Gloria	Multi	Male
59	Reginald Jones-Sawyer	AA	Male	79	Shirley Weber	AA	Female
60	Sabrina Cervantes	Latina	Female	80	Lorena Gonzalez	Latina	Female